

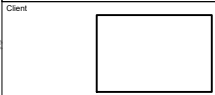
Notes
 1. Preliminary design has been developed using topographical survey information but presented with OS mapping background to provide further context. As such minor discrepancies between proposals and mapping background may be present.

Key to symbols

- Cambridge Kerb
- Transition Kerb
- Flush Kerb
- 0.6mm flush kerb
- Cycle Track/Lane
- Shared Use
- Carriageway
- Bus Lane
- Highway Boundary
- Traffic Sign
- ⊗ Gullies to be relocated
- ⊕ Proposed Gullies
- ⊗ Existing gullies/change in gully levels
- ⊕ Existing feature to be relocated
- ⊗ Existing feature/change in levels
- NLC Non-LED Lighting Column
- LC LED Lighting Column
- SP Sign Post
- TS Traffic Signal
- BO Bollard
- P Pole

Reference drawings

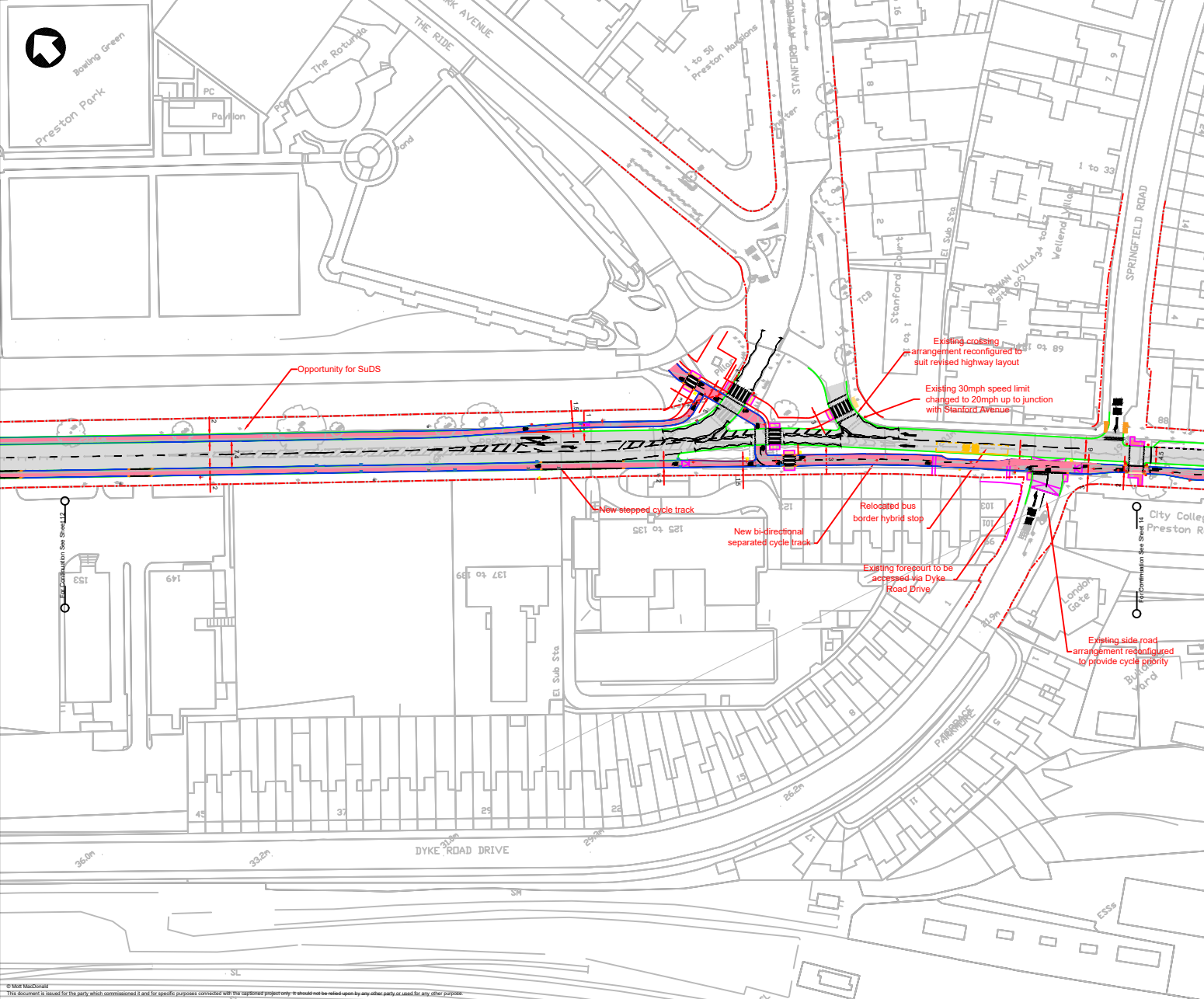
Mott MacDonald House
 8-10 Sydenham Road
 Croydon, CR0 2EE
 United Kingdom
 T +44 (0)20 8774 2000
 F +44 (0)20 8881 5706
 W mottmac.com



Title
 A23 Active Travel Scheme
 Preliminary Design
 General Arrangement
 Sheet 14 of 14

Designed		Eng check	-
Drawn		Coordination	-
Draw check		Approved	-
Scale at A1	Status	Rev	Security
1:500	PRE	Rep	STD
Drawing Number			

© Mott MacDonald
 This document is issued for the purpose of providing information and for specific purposes connected with the captioned project only. It shall not be relied upon by any other party or used for any other purpose.
 We accept no responsibility for the consequences of this document being relied upon by any other party, or being used for any other purpose, or for any error or omission in data supplied to us by other parties.
 C:\Users\m041318\OneDrive\Work\Projects\A23\A23 EATP Cycle Scheme Design\Technical\WorkArea\Drawings\Survey of existing site\work in progress\103332-MMD-GD-05-CR-19-0214 PR sheet 14 of 14.dwg Feb 17, 2023 - 8:29PM EMB0413



Notes

1. Preliminary design has been developed using topographical survey information but presented with OS mapping background to provide further context. As such minor discrepancies between proposals and mapping background may be present.

Key to symbols

- Cambridge Kerb
- Transition Kerb
- Flush Kerb
- - - 0.5m flush kerb
- Cycle Track/Lane
- Shared Use
- Carriageway
- Bus Lane
- Highway Boundary
- ▲ Traffic Sign
- Gullies to be relocated
- Proposed Gullies
- Existing gullies/change in gully levels
- Existing feature to be relocated
- Existing feature/change in levels
- NLC Non-LED Lighting Column
- LC LED Lighting Column
- SP Sign Post
- TS Traffic Signal
- BO Bollard
- P Pole

Reference drawings

--	--

Mott MacDonald House
 8-10 Sydenham Road
 Croydon, CR0 2EE
 United Kingdom

T +44 (0)20 8774 2000
 F +44 (0)20 8881 5706
 W mottmac.com

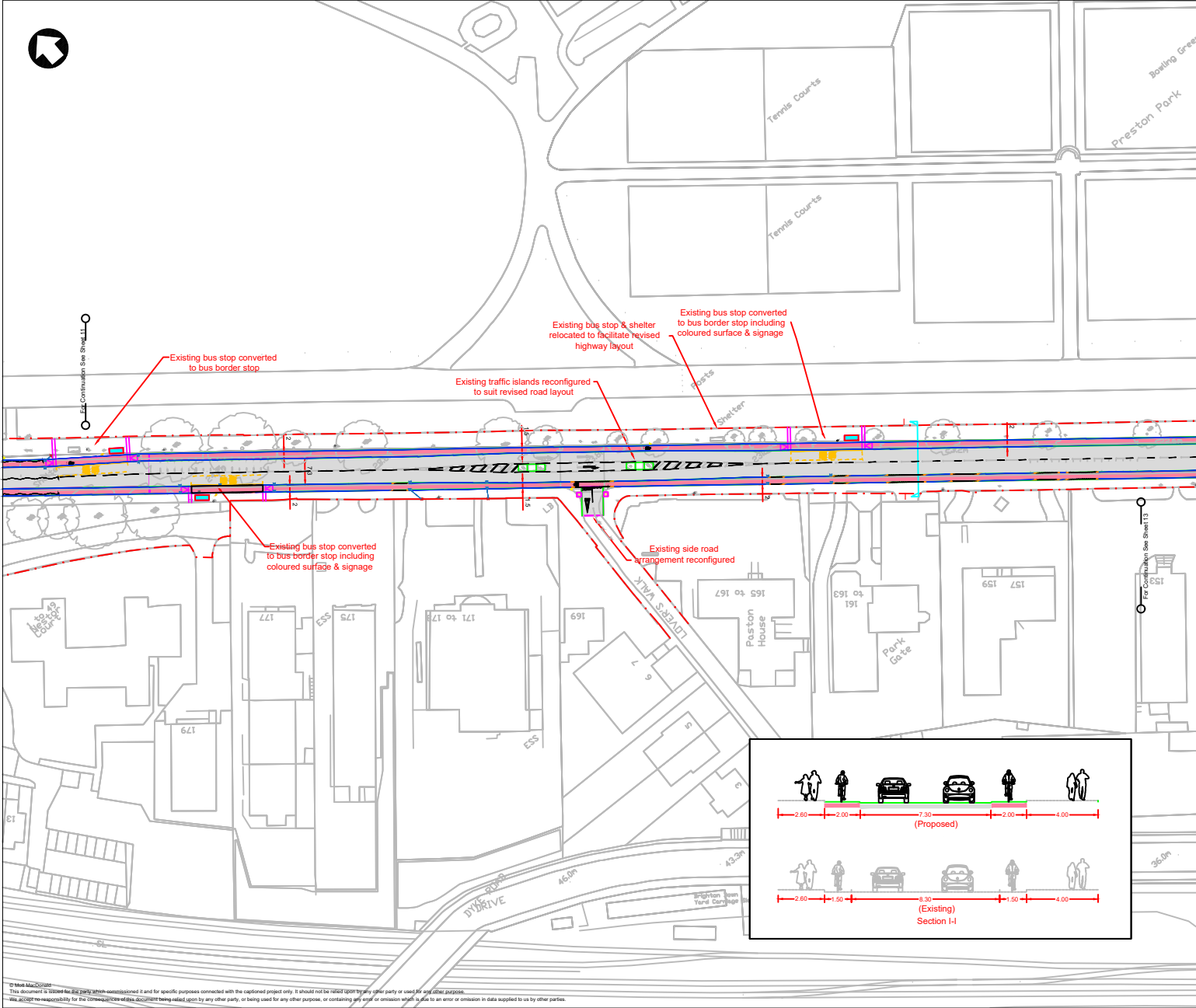
Client

Title

A23 Active Travel Scheme
 Preliminary Design
 General Arrangement
 Sheet 13 of 14

Scale at A1	Status	Rev	Security
1:500	PRE	Rep	STD
Drawing Number			
100103332-MMD-00-XX-DR-HW-0013			

© Mott MacDonald
 This document is issued for the party which commissioned it and for specific purposes connected with the appointed project only. It should not be relied upon by any other party or used for any other purpose.
 We accept no responsibility for the consequences of this document being relied upon by any other party, or being used for any other purpose, or containing any error or omission when used in any way other than as intended.
 C:\Users\m94013\Mott MacDonald\BPHCC Design and Transport Team - DoD\Projects\04 A23 EATP Cycle Scheme Design\Technical Work\Acad\DR\Survey of existing info\Work in progress\103332-MMD-00-XX-DR-HW-0013 P6 sheet 13 of 14.dwg Feb 18, 2022 - 3:07PM EMM4013



Notes

1. Preliminary design has been developed using topographical survey information but presented with OS mapping background to provide further context. As such minor discrepancies between proposals and mapping background may be present.

- Key to symbols**
- Cambridge Kerb
 - Transition Kerb
 - Flush Kerb
 - 0.6mm flush kerb
 - Cycle Track/Lane
 - Shared Use
 - Carriageway
 - Bus Lane
 - Highway Boundary
 - Traffic Sign
 - Gullies to be relocated
 - Proposed Gullies
 - Existing gullies/change in gully levels
 - Existing feature to be relocated
 - Existing feature/change in levels
 - NLC Non-LED Lighting Column
 - LC LED Lighting Column
 - SP Sign Post
 - TS Traffic Signal
 - BO Bollard
 - P Pole

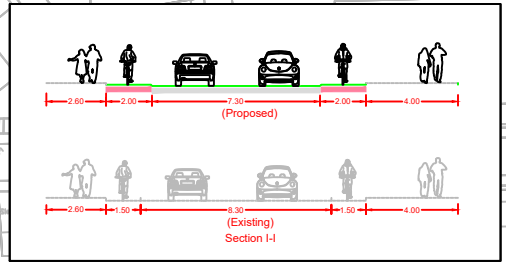
Reference drawings

Mott MacDonald House
 8-10 Sydenham Road
 Croydon, CR0 2EE
 United Kingdom
 T +44 (0)20 8774 2000
 F +44 (0)20 8981 5706
 W mottmac.com

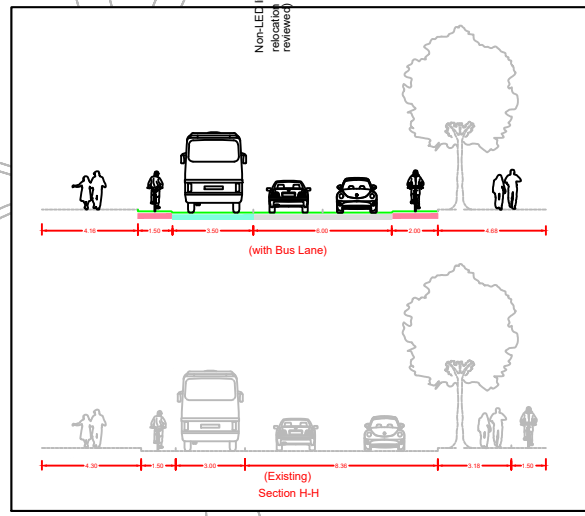
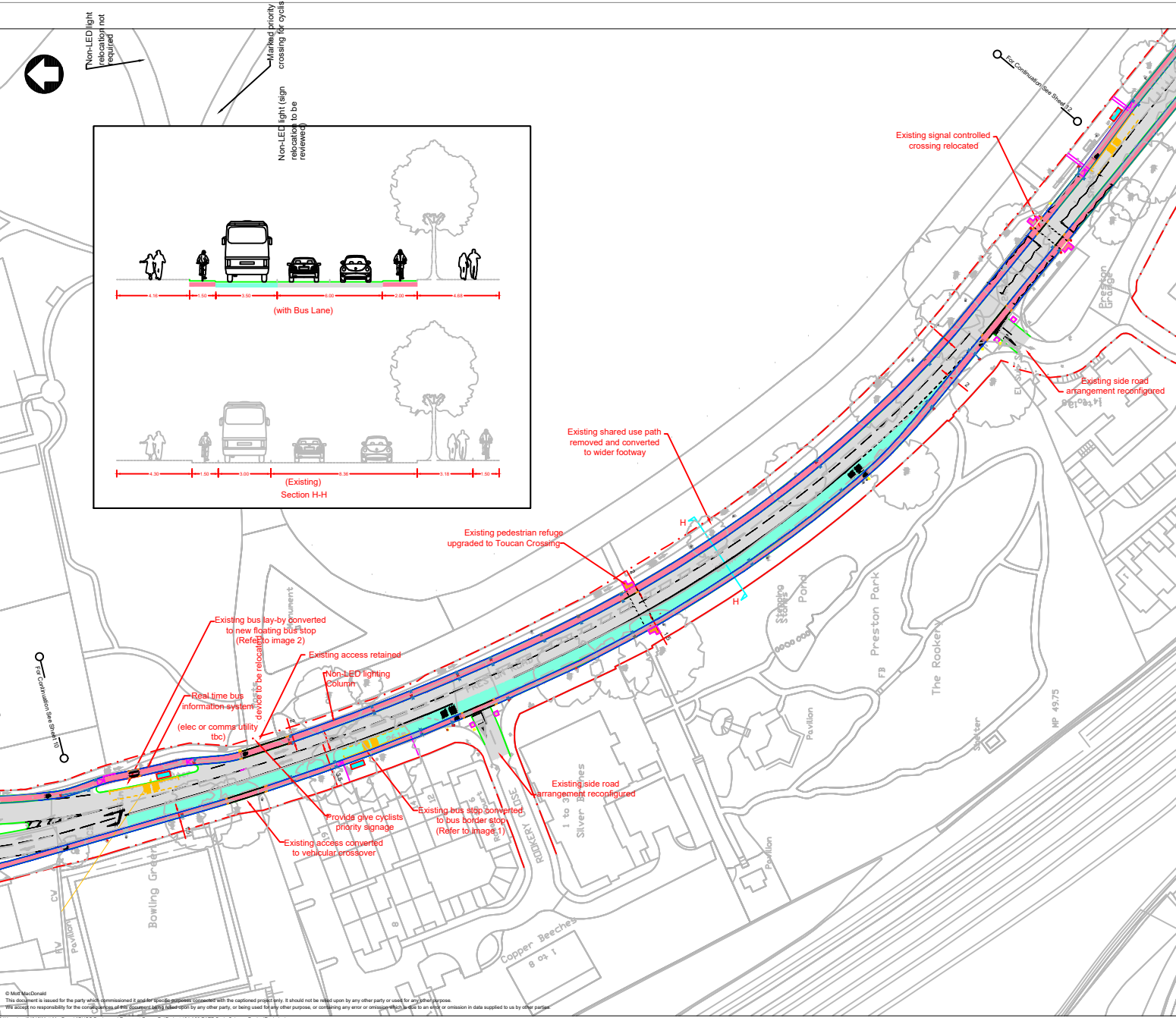
Client

Title
 A23 Active Travel Scheme
 Preliminary Design
 General Arrangement
 Sheet 12 of 14

Scale at A1	Status	Rev	Rep	Security
1:500	PRE			STD
Drawing Number				
100103332-MMD-00-XX-DR-HW-0012				



© Mott MacDonald
 This document is issued for the party which commissioned it and for specific purposes connected with the captioned project only. It should not be relied upon by any other party or used for any other purpose.
 We accept no responsibility for the consequences of this document being relied upon by any other party, or being used for any other purpose, or containing any error or omission which is due to an error or omission in data supplied to us by other parties.
 C:\Users\m4013808\Documents\BCC Design and Transport Team - D:\Projects\A23 EATF Cycle Scheme Design Technical\WorkArea\GIS\Survey of existing info\work in progress\10010333-MMD-00-XX-DR-HW\012-PR sheet 12 of 14.dwg File 11_2022 - 11:24PM EM54013



Notes

1. Preliminary design has been developed using topographical survey information but presented with OS mapping background to provide further context. As such minor discrepancies between proposals and mapping background may be present.

- Key to symbols**
- Cambridge Kerb
 - Transition Kerb
 - Flush Kerb
 - 0.6m flush kerb
 - Cycle Track/Lane
 - Shared Use
 - Carriageway
 - Bus Lane
 - Highway Boundary
 - Traffic Sign
 - ⊗ Gullies to be relocated
 - ⊗ Proposed Gullies
 - ⊗ Existing gullies/change in gully levels
 - ⊗ Existing feature to be relocated
 - ⊗ Existing feature/change in levels
 - NLC Non-LED Lighting Column
 - LC LED Lighting Column
 - SP Sign Post
 - TS Traffic Signal
 - BO Bollard
 - P Pole

Reference drawings

Mott MacDonald House
 8-10 Sydenham Road
 Croydon, CR0 2EE
 United Kingdom

T +44 (0)20 8774 2000
 F +44 (0)20 8681 5706
 W mottmac.com

Client

Title

A23 Active Travel Scheme
 Preliminary Design
 General Arrangement
 Sheet 11 of 14

Scale at A1	Status	Rev	Rep	Security
1:500	PRE		Rep	STD

Drawing Number
 100103332-MMD-00-XX-DR-HW-0011

© Mott MacDonald
 This document is issued for the party which commissioned it and for specific purposes. It is the property of Mott MacDonald and should not be used for any other purpose. It should not be relied upon by any other party or used for any other purpose.
 We accept no responsibility for the consequences of any use of this document for any other purpose, or being used for any other purpose, or containing any error or omission in data supplied to us by other parties.
 C:\Users\m00133\OneDrive\Documents\BHC Design and Transport Firm - D:\Projects\04 A23 EATF Cycle Scheme Design\Technical Work\Acad\DRS\Drawings\in progress\103332-MMD-00-XX-DR-HW-0011 P11 sheet 11 of 14.dwg Feb 17, 2022 - 8:23PM EM94013